

In January 2002, the Occupational Safety and Health Service (OSH) adopted a Biological Exposure Index (BEI) of 15ug/Litre for 1080 in human urine. This BEI is designed to reflect an acceptable exposure level for 1080 in humans that is appropriately conservative and includes the use of precautionary safety factors.

In 2003, the Animal Health Board contracted a research project to determine the extent of occupational exposure to 1080 of pest control workers. The project found that workers with duties in preparing carrot baits appear to be those with the highest potential risk. It also found that review and modification of protective equipment appeared to reduce the incidence of unacceptable exposure, but that individual worker practice is likely to have contributed to continuing exposure.

For further information on the protocol for sampling and testing of urine for 1080, please visit the Landcare Research website on

www.landcareresearch.co.nz/services/laboratories/toxlab



PO Box 3412 Wellington
Phone 04 472 2858 Fax 04 473 8746
www.ahb.org.nz

How to give a good urine sample

Monitoring for occupational exposure to 1080



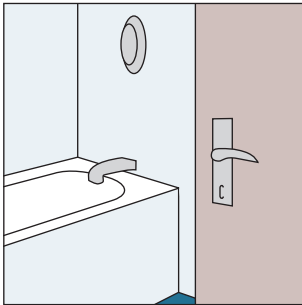


Monitoring for exposure to 1080 is a good health and safety practice. Incorrectly provided urine samples can lead to contamination and false positive results.

The limit of detection in urine samples for the testing method is some 1,500,000 times lower than the typical concentration in possum baits! So, because this testing method is extremely sensitive, it is very important that sample containers are not contaminated in any way, even externally.


DON'T FORGET

- The sample should be taken within two hours of finishing your shift, but can be provided up to 12 hours afterwards
- Avoid going to the toilet between finishing your shift and providing the sample
- The sample must be carefully labeled with your full name and the date and time it was taken



Clean environment

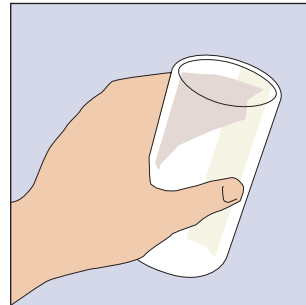
Samples should be taken in a clean environment, well away from any areas where 1080 products are handled, transported or stored.



Clean clothes

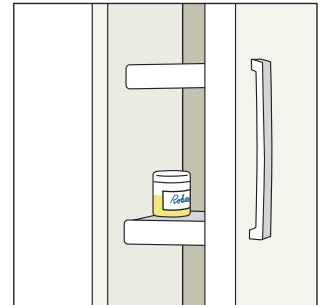
The sample should be taken after you have removed work clothes, showered and dressed in clean clothes. At the very least, remove protective gear and outer clothing, thoroughly wash your hands and scrub your nails.

NB. Ensure that you **do not** handle contaminated protective gear or work clothes after showering and before you take your sample.



Clean container

Samples can be collected into any clean, disposable container and are to be transferred into separate specimen containers provided by your employer. A minimum sample of 40ml is required (about a couple of tablespoons).



Chilled storage

Samples need to be kept chilled while awaiting transport to the lab, and should be frozen if they are to be stored longer than one day. Your employer should have appropriate arrangements in place for this.

Once the sample reaches the laboratory, it takes one to two weeks for it to be processed. Your sample will be tested for 1080 only.